

# LAKEHEAD

## Police Services Board



July, August, September 2021 Report

*“Working with Our Communities”*

**CONFIDENTIAL**

*Parts of this report and the information contained therein, is being provided in confidence and shall not be disclosed to any person without the express written consent of the Commissioner of the Ontario Provincial Police or designate and the Chairperson of the Lakehead Police Services Board.*

*Prepared by P/C FAITH LING  
Period of 01 July - 30 September*



# Thunder Bay Ontario Provincial Police

## Lakehead Police Services Board Report

### PART A

Period: 01 July – 30 September 2021

**Detachment Commander**

**Inspector Chris Lawrence**

**Thunder Bay OPP - Operations**

<b>Matters of Interest</b>	<ol style="list-style-type: none"> <li>1) On the 17<sup>th</sup> of July, 2021 at 12:02 pm, police received a Neebing Township complaint from the Public Health Authority of dual citizen who entered Canada with no valid PCR test or update information on “arrive can” app. Driver unable to provide vaccination documentation and issued Provincial Offence Notice.</li>   <li>2) On the 18<sup>th</sup> of July, 2021 at approximately 1655 p.m., police conducted a Focused Patrol at West Oliver Lake Road, Neebing Township. Police issued 3 Liquor Licence Act Offences and a warning for parking in ‘No parking zone.’</li>   <li>3) On the 12<sup>th</sup> of August, 2021 at approximately 7:53 p.m., police attended O’Connor residence after family member received text messages from adult indicating suicidal ideations. Subject voluntarily apprehended under Mental Health Act and formed at hospital.</li>   <li>4) On the 18<sup>th</sup> of September, 2021 at 2:57 p.m. police received a call from a Conmee resident who reported receiving a call from a Newspaper Company who assisted him a service years prior; shortly after caller renewed mortgage and discovered \$4000 lien put on mortgage, advised Civil Matter and to follow up with another Toronto Police Service where call initiated.</li> </ol>
----------------------------	--



# Thunder Bay Ontario Provincial Police

## Lakehead Police Services Board Report

Calls for Service	<b>Total Calls for Service:</b>	<b>2020</b>	<b>2021</b>
	July to September:	<b>150</b>	<b>154</b>

### NEEBING MUNICIPALITY

#### **Violent Crime or Other Criminal Code Violations:**

- 1 YCJA - youth messaging personal photos of himself to child, investigated
- 1 Domestic Assault - adult arrested and charged for assault
- 1 Sexual Assault – adult arrested and charged, victim supported
- 1 Domestic Dispute - unfounded evidence of harassment
- 1 Harassment – adult stalked over internet; investigated
- 1 Impaired Driver – adult driver arrested at Canadian Border and charged with Impaired driving after breath tests

#### **Property Crime Violations:**

- 1 Mischief – unknown person knocked over mailbox on East Oliver Lake Road
- 1 Break and Enter – Unfounded; elderly resident reports several items taken but no evidence of entry or exit.
- 1 Theft – Boy Scout Road; unfounded as items purchased and seller wants back, advised civil matter
- 1 Fraud – Copper Cliff Road; adult selling items on Kijiji received \$2600 cheque, over purchase price of \$600. Unknown purchaser asked seller to etransfer difference, bad cheque and defrauded \$1000. Bank and Fraud Busters notified.

#### **Drug Possession:**

- **0** Reported

#### **Statutes and Acts:**

- 1 Liquor Licence Act – Patrols at East Oliver Lake Road due to numerous complaints, no violations observed



## Thunder Bay Ontario Provincial Police

### Lakehead Police Services Board Report

- 2 Trespass to Property Act – Boundary Drive East; person charged under Act, persons planning party on Copper Cliff Road
- 8 Mental Health Act – person threatening suicide brought to hospital by police, person in crisis brought to hospital and formed, police remove child causing disturbance on school bus and given ride to health care worker, adult suffering from schizophrenia taken to hospital and formed, suicidal person brought to hospital and formed, person suffering from PTSD taken to hospital and formed, adult apprehended and formed at hospital after family called about concerning behaviour
- Police assisted person with mental health crisis
- 1 Public Health Authority Complaint; dual citizen entered Canada with no valid PCR test or update info on “arrive can” app. Driver unable to provide vaccination documentation and issued Provincial Offence Notice.
- 1 Immigration Act – Report of 5 persons trying to enter Canada illegally from USA; patrols made near border, negative results
- 3 R.I.D.E. – West Oliver Lake Road, Podres Road, Cloud Lake Road, Hwy 61 and Hwy 608, Jarvis Bay Road

#### **Operational:**

- 2 Noise Complaints – separate events with loud music at camp residence's on Sturgeon Bay Road
- 1 Community event – liaise with Pigeon River Canadian Border Service Agency
- 2 Assist Government Agency – CBSA (Canada Border Services Agency) request K-9 search on suspicious vehicle at border, Assist CBSA searching Old Border for illegal entry – negative
- 1 Assist Thunder Bay Police – locate driver of towed vehicle
- 4 Assist Ambulance – male transported to hospital; police called off, Canada Border Services called police and ambulance for young male who fractured arm at High Falls, overturned canoe – persons treated for exposure, male with dementia taken to hospital
- 2 Police Information – callers Boat flipped over at West Oliver Lake; not a police matter, Health care worker lost in Sturgeon Bay area
- 2 Fire events – caller reporting thick smoke in area; due to nearby forest fire; sauna fire and police did not attend
- 1 Suspicious vehicle and person – Hwy 61 residence
- 2 Family Dispute – unwanted messages on Facebook by family member, court order dispute over welfare of child; Children's Aid Society notified and family member contacting Thunder Bay Police Service to follow up abuse allegations
- 1 Prevent Breach of Peace – belongings retrieved from marital home, intoxicated person held until sober after entering a cottage – no charges
- 1 Animal complaint – Nuisance bear on property, MNR contacted



# Thunder Bay Ontario Provincial Police

## Lakehead Police Services Board Report

- 1 Assist public; police called to assist mother who accidentally locked child in vehicle, mother broke window and police called off
- 1 Neighbour dispute call – dispute with neighbour trespassing and videotaping; spoken to
- 4 Well-being checks - on person from Hwy 608 who failed to show up for work; located and safe, Overdue kayaker at Little Pigeon Bay located and safe, person checked on Copper Cliff Road as family concerned, located ok
- 1 Community Service – police patrol beaches at East and West Oliver Lake, no violations
- 1 Phone Calls – elderly female reports receiving suspicious phone call; reported for police information
- 1 Assist School Agency – police contacted to serve Trespass Order to parent in OPP area; advised to serve registered mail and contact Thunder Bay Police Service as school in Oliver-Paipoonge

### **Administrative:**

- 19 Police Record Checks for Neebing residents

### **Operational 2:**

- 0 Reported (alarms, 911 calls)

### **Traffic:**

- 8 Traffic Complaints – Vehicle and Off-Road vehicle speeding on Cloud Lake Road, West Oliver Lake Road, speeding vehicles on Willowdale and South Bay Road, Sturgeon Bay Road, Hwy 61, Jarvis Bay Road, Hwy 595
- 1 Traffic Enforcement – East Oliver Lake Road; West Oliver Lake
- 1 Focused Patrol – West Oliver Lake Road
- 4 Traffic Hazards – Hitchhiker on Hwy 61 near Little Pigeon Bay Road & vehicle blocking traffic on Podres Road at West Oliver Lake Rd, cow in middle of road Hwy 61 and Hwy 608, Hwy 61
- 1 Suspicious Vehicle – Hwy 597 residence
- 5 Motor Vehicle Collision – ATV collision at residence 1 person with injury taken to hospital, 1 vehicle in ditch off Jarvis Bay Road, 2 on Hwy 61, 1 Fatal collision on Cloud Lake Road
- 2 Motor Vehicles recovered – Copper Cliff Road – no charges, Cottage Drive – no charges
- 7 e-Tickets issued - drivers speeding on Cloud Lake Road and Boundary Drive



# Thunder Bay Ontario Provincial Police

## Lakehead Police Services Board Report

### O'CONNOR

#### **Violent Crime or Other Criminal Code Violations:**

- 0 Reported

#### **Property Crime Violations:**

- 1 Break & Enter – unknown suspect(s) pulled off O'Connor Municipal Works Garage door; persons of interest under investigation

#### **Drug Possession:**

- 0 Reported

#### **Statutes and Acts:**

- 1 Mental Health Act - male voluntarily apprehended and formed at hospital after suicidal ideations texted to family member
- 2 R.I.D.E. – Hwy 590 & Hwy 595; 41 vehicles checked and all driver's sober
- 1 Coroner's Act – Sudden death of adult; 58 year old with medical distress, no foul play

#### **Operational:**

- 1 Missing Person – child walked into bush and located safe by police
- 1 Well-being check – family member concerned for adult child, checked and no concerns
- 1 Neighbour Dispute – adult trying to access land locked property via Road Access Act; municipality advising to gain access with property owners
- 1 Animal complaint – caller reports 2<sup>nd</sup> incident of cow in middle of road on Hwy 590; cow not located by police
- 1 Suspicious Vehicle — second complaint of vehicle observed at Main Street and Sitch Road; patrols made and investigated

#### **Operational 2:**

- 1 911/Hang up – accidental dial, resident having phone trouble

#### **Administrative:**

- 6 Police Record Checks for O'Connor residents

#### **Traffic:**

- 2 Traffic Complaints – driver on Hwy 588 swerving on Hwy; vehicle not located, complaint of speeding dump trucks on Strom Road, patrols made
- 1 Traffic Enforcement – O'Connor Village Hwy 590 and Loghrin Road; 3 provincial offence notices issued for speeding



# Thunder Bay Ontario Provincial Police

## Lakehead Police Services Board Report

### CONMEE

#### **Violent Crime or Other Criminal Code Violations:**

- 1 Assault with Weapon – male with injuries reported assault, ambulance dispatched, unfounded evidence and parties warned
- 1 Assault – duplicate event reported by 2<sup>nd</sup> party involved with Assault with Weapon called

#### **Property Crime Violations:**

- 1 Fraud - resident receives call from Newspaper Company who assisted him; shortly after renewed mortgage and \$4000 lien put on, advised Civil Matter

#### **Drug Possession:**

- 0 reports of drug possession violations

#### **Statutes and Acts:**

- 1 R.I.D.E. – Maxwell Road; 8 vehicles checked for sobriety; all driver's sober
- 1 Prevent Breach of Peace – family member arrested and held until sober after dispute with family member
- 1 Landlord Tenant Act – caller advised owes landlord money and advised does not want police involved

#### **Operational:**

- 1 Unwanted Person – police dispatched; civil matter involving animal
- 1 Family Dispute – family seeking information on Peace Bonds; information supplied
- 1 Assist Ambulance – police respond to overdose with adult; taken to hospital
- 1 Police Assistance – police assist caller who reported stranger attended and asked for help

#### **Administrative:**

- 7 Police Record Checks for Conmee residents

#### **Operational 2:**

- 3 Alarm Calls – Security company cancelled prior to police dispatch, false panic alarm set off by owner, panic alarm at business; found secure

#### **Traffic:**

- 3 Motor vehicle collisions – rollover vehicle; property damage only, single ATV collision; injured party transported to hospital, single motor vehicle; property damage only
- 1 Traffic Complaint – Speeding dump trucks on Holland Road West; police conducted patrols and contacted suspect company to lower speeds



# Thunder Bay Ontario Provincial Police

## Lakehead Police Services Board Report

--

<b>Personnel</b>	Officers assigned:  Platoon A – Cst. Ben Bye Platoon B – Cst. Faith Ling Platoon C – Cst. Randy Kowal Platoon D – Cst. Mark Thompson

### **FORMAL COMPLAINTS**

Public - 0                      Internal - 0

### **OTHER REVENUE**

Nothing to report.

### **POLICING SUBMISSIONS**

See monthly statistics attached.





# **Thunder Bay Ontario Provincial Police**

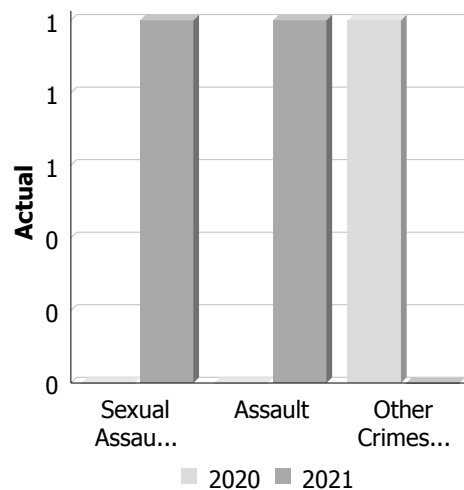
## **Lakehead Police Services Board Report**

---

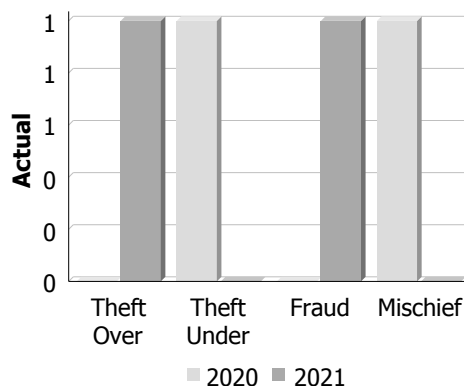
**Police Services Board Report for Neebing Municipality**  
**Records Management System**  
**July to September - 2021**

**Violent Crime**

Actual	July to September			Year to Date - September		
	2020	2021	% Change	2020	2021	% Change
Murder	0	0	--	0	0	--
Other Offences Causing Death	0	0	--	0	0	--
Attempted Murder	0	0	--	0	0	--
Sexual Assault	0	1	--	0	2	--
Assault	0	1	--	1	2	100.0%
Abduction	0	0	--	0	0	--
Robbery	0	0	--	0	0	--
Other Crimes Against a Person	1	0	-100.0%	1	0	-100.0%
<b>Total</b>	<b>1</b>	<b>2</b>	<b>100.0%</b>	<b>2</b>	<b>4</b>	<b>100.0%</b>

**Property Crime**

Actual	July to September			Year to Date - September		
	2020	2021	% Change	2020	2021	% Change
Arson	0	0	--	0	0	--
Break & Enter	0	0	--	0	6	--
Theft Over	0	1	--	0	2	--
Theft Under	1	0	-100.0%	1	0	-100.0%
Have Stolen Goods	0	0	--	0	0	--
Fraud	0	1	--	1	2	100.0%
Mischief	1	0	-100.0%	1	0	-100.0%
<b>Total</b>	<b>2</b>	<b>2</b>	<b>0.0%</b>	<b>3</b>	<b>10</b>	<b>233.3%</b>

**Drug Crime**

Actual	July to September			Year to Date - September		
	2020	2021	% Change	2020	2021	% Change
Possession	0	0	--	0	0	--
Trafficking	0	0	--	0	0	--
Importation and Production	0	0	--	0	0	--
<b>Total</b>	<b>0</b>	<b>0</b>	<b>--</b>	<b>0</b>	<b>0</b>	<b>--</b>



**Detachment:** 2M - THUNDER BAY

**Location code(s):** 2M00 - THUNDER BAY

**Area code(s):** 2037 - Neebing

**Data source date:**

2021/09/25

**Report Generated by:**

Smith, Erika

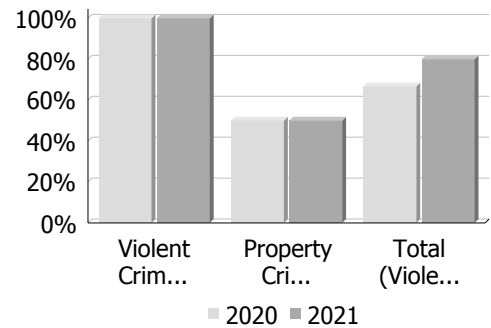
**Report Generated on:**

29-Sep-21 10:12:40 AM

PP-CSC-Operational Planning-4300

**Police Services Board Report for Neebing Municipality**  
**Records Management System**  
**July to September - 2021**

<b>Clearance Rate</b>						
<b>Clearance Rate</b>	July to September			Year to Date - September		
	2020	2021	Difference	2020	2021	Difference
Violent Crime	100.0%	100.0%	0.0%	100.0%	100.0%	0.0%
Property Crime	50.0%	50.0%	0.0%	33.3%	30.0%	-3.3%
Drug Crime	--	--	--	--	--	--
<b>Total (Violent, Property &amp; Drug)</b>	<b>66.7%</b>	<b>80.0%</b>	<b>13.3%</b>	<b>66.7%</b>	<b>53.3%</b>	<b>-13.3%</b>



Data contained within this report is dynamic in nature and numbers will change over time as the Ontario Provincial Police continue to investigate and solve crime.

**Data Utilized**

- Major Crimes
- Niche RMS All Offence Level Business Intelligence Cube

**Detachment:** 2M - THUNDER BAY

**Location code(s):** 2M00 - THUNDER BAY

**Area code(s):** 2037 - Neebing

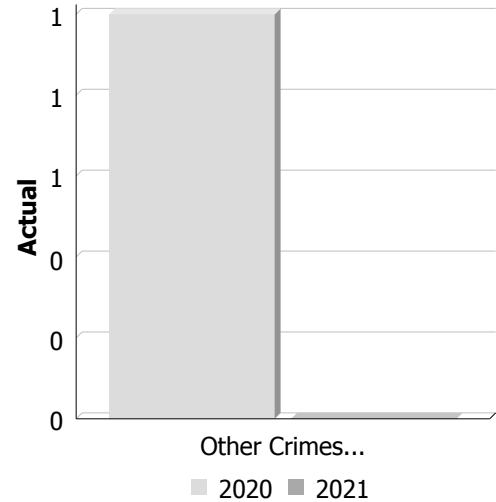
**Data source date:**  
2021/09/25

**Report Generated by:**  
Smith, Erika

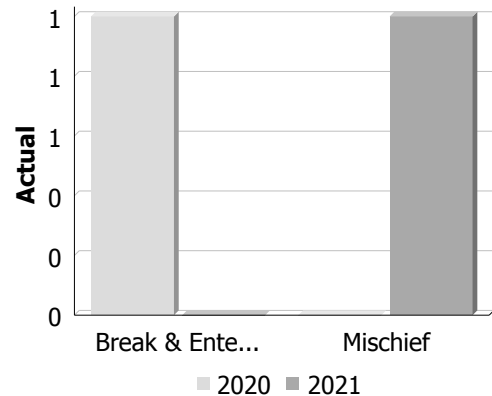
**Report Generated on:**  
29-Sep-21 10:12:40 AM  
PP-CSC-Operational Planning-4300

**Police Services Board Report for O'Connor Township**  
**Records Management System**  
**July to September - 2021**

Actual	July to September			Year to Date - September		
	2020	2021	% Change	2020	2021	% Change
Murder	0	0	--	0	0	--
Other Offences Causing Death	0	0	--	0	0	--
Attempted Murder	0	0	--	0	0	--
Sexual Assault	0	0	--	1	0	-100.0%
Assault	0	0	--	1	0	-100.0%
Abduction	0	0	--	0	0	--
Robbery	0	0	--	0	0	--
Other Crimes Against a Person	1	0	-100.0%	3	0	-100.0%
<b>Total</b>	<b>1</b>	<b>0</b>	<b>-100.0%</b>	<b>5</b>	<b>0</b>	<b>-100.0%</b>



Actual	July to September			Year to Date - September		
	2020	2021	% Change	2020	2021	% Change
Arson	0	0	--	0	0	--
Break & Enter	1	0	-100.0%	1	0	-100.0%
Theft Over	0	0	--	0	0	--
Theft Under	0	0	--	0	1	--
Have Stolen Goods	0	0	--	0	0	--
Fraud	0	0	--	1	0	-100.0%
Mischief	0	1	--	1	1	0.0%
<b>Total</b>	<b>1</b>	<b>1</b>	<b>0.0%</b>	<b>3</b>	<b>2</b>	<b>-33.3%</b>



Actual	July to September			Year to Date - September		
	2020	2021	% Change	2020	2021	% Change
Possession	0	0	--	0	0	--
Trafficking	0	0	--	0	0	--
Importation and Production	0	0	--	0	0	--
<b>Total</b>	<b>0</b>	<b>0</b>	<b>--</b>	<b>0</b>	<b>0</b>	<b>--</b>



**Detachment:** 2M - THUNDER BAY  
**Location code(s):** 2M00 - THUNDER BAY  
**Area code(s):** 2039 - O'Connor  
**Data source date:** 2021/09/25

**Report Generated by:**  
 Smith, Erika

**Report Generated on:**  
 29-Sep-21 10:11:45 AM  
 PP-CSC-Operational Planning-4300

**Police Services Board Report for O'Connor Township**  
**Records Management System**  
**July to September - 2021**

<b>Clearance Rate</b>						
<b>Clearance Rate</b>	July to September			Year to Date - September		
	2020	2021	Difference	2020	2021	Difference
Violent Crime	0.0%	--	--	80.0%	--	--
Property Crime	0.0%	0.0%	0.0%	33.3%	0.0%	-33.3%
Drug Crime	--	--	--	--	--	--
<b>Total (Violent, Property &amp; Drug)</b>	<b>0.0%</b>	<b>0.0%</b>	<b>0.0%</b>	<b>66.7%</b>	<b>0.0%</b>	<b>-66.7%</b>

Data contained within this report is dynamic in nature and numbers will change over time as the Ontario Provincial Police continue to investigate and solve crime.

**Data Utilized**

- Major Crimes
- Niche RMS All Offence Level Business Intelligence Cube

**Detachment:** 2M - THUNDER BAY

**Location code(s):** 2M00 - THUNDER BAY

**Area code(s):** 2039 - O'Connor

**Data source date:**

2021/09/25

**Report Generated by:**

Smith, Erika

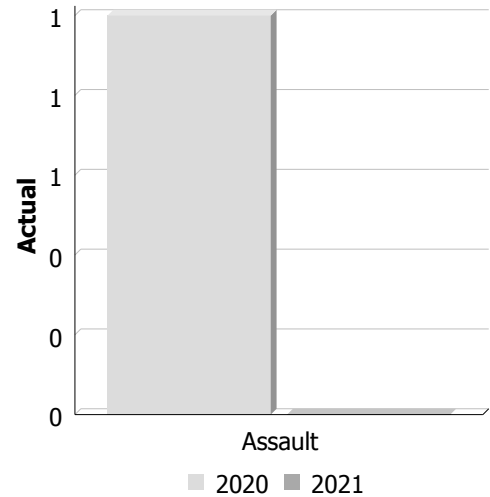
**Report Generated on:**

29-Sep-21 10:11:45 AM

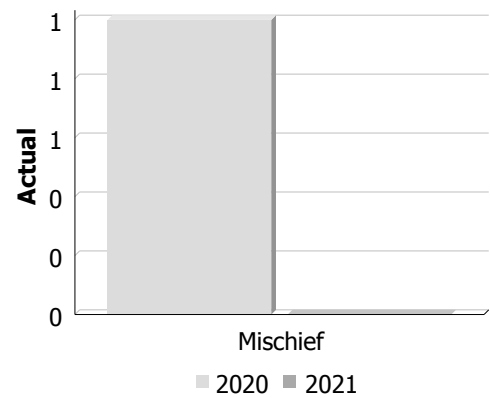
PP-CSC-Operational Planning-4300

**Police Services Board Report for Conmee Township**  
**Records Management System**  
**July to September - 2021**

Actual	July to September			Year to Date - September		
	2020	2021	% Change	2020	2021	% Change
Murder	0	0	--	0	0	--
Other Offences Causing Death	0	0	--	0	0	--
Attempted Murder	0	0	--	0	1	--
Sexual Assault	0	0	--	0	0	--
Assault	1	0	-100.0%	3	1	-66.7%
Abduction	0	0	--	0	0	--
Robbery	0	0	--	0	0	--
Other Crimes Against a Person	0	0	--	0	0	--
<b>Total</b>	<b>1</b>	<b>0</b>	<b>-100.0%</b>	<b>3</b>	<b>2</b>	<b>-33.3%</b>



Actual	July to September			Year to Date - September		
	2020	2021	% Change	2020	2021	% Change
Arson	0	0	--	0	0	--
Break & Enter	0	0	--	0	0	--
Theft Over	0	0	--	0	0	--
Theft Under	0	0	--	2	1	-50.0%
Have Stolen Goods	0	0	--	0	0	--
Fraud	0	0	--	2	1	-50.0%
Mischief	1	0	-100.0%	1	0	-100.0%
<b>Total</b>	<b>1</b>	<b>0</b>	<b>-100.0%</b>	<b>5</b>	<b>2</b>	<b>-60.0%</b>



Actual	July to September			Year to Date - September		
	2020	2021	% Change	2020	2021	% Change
Possession	0	0	--	0	1	--
Trafficking	0	0	--	0	0	--
Importation and Production	0	0	--	0	0	--
<b>Total</b>	<b>0</b>	<b>0</b>	<b>--</b>	<b>0</b>	<b>1</b>	<b>--</b>



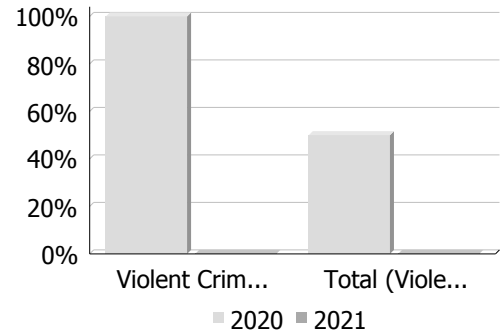
**Detachment:** 2M - THUNDER BAY  
**Location code(s):** 2M00 - THUNDER BAY  
**Area code(s):** 2029 - Conmee  
**Data source date:**  
 2021/09/25

**Report Generated by:**  
 Smith, Erika

**Report Generated on:**  
 29-Sep-21 10:08:55 AM  
 PP-CSC-Operational Planning-4300

**Police Services Board Report for Conmee Township**  
**Records Management System**  
**July to September - 2021**

<b>Clearance Rate</b>						
<b>Clearance Rate</b>	July to September			Year to Date - September		
	2020	2021	Difference	2020	2021	Difference
Violent Crime	100.0%	--	--	100.0%	100.0%	0.0%
Property Crime	0.0%	--	--	0.0%	0.0%	0.0%
Drug Crime	--	--	--	--	100.0%	--
<b>Total (Violent, Property &amp; Drug)</b>	<b>50.0%</b>	<b>--</b>	<b>--</b>	<b>37.5%</b>	<b>60.0%</b>	<b>22.5%</b>



Data contained within this report is dynamic in nature and numbers will change over time as the Ontario Provincial Police continue to investigate and solve crime.

**Data Utilized**

- Major Crimes
- Niche RMS All Offence Level Business Intelligence Cube

**Detachment:** 2M - THUNDER BAY  
**Location code(s):** 2M00 - THUNDER BAY  
**Area code(s):** 2029 - Conmee  
**Data source date:**  
 2021/09/25

**Report Generated by:**  
 Smith, Erika

**Report Generated on:**  
 29-Sep-21 10:08:55 AM  
 PP-CSC-Operational Planning-4300



## Calls For Service (CFS) Billing Summary Report

### Mun of Neebing (+Pearson/Scoble) July to September - 2021

Billing Categories <i>(Billing categories below do not match traditional crime groupings)</i>		2021				2020			
		July to September	Year to Date	Time Standard	Year To Date Weighted Hours	July to September	Year to Date	Time Standard	Year To Date Weighted Hours
Violent Criminal Code	Sexual Assault	1	2	16.0	32.0	0	0		0.0
	Assault With Weapon or Causing Bodily Harm-Level 2	0	0		0.0	0	1	16.0	16.0
	Assault-Level 1	1	2	16.0	32.0	0	0		0.0
	Utter Threats to Person	0	0		0.0	2	2	16.0	32.0
	<b>Total</b>	<b>2</b>	<b>4</b>	<b>16.0</b>	<b>64.0</b>	<b>2</b>	<b>3</b>	<b>16.0</b>	<b>48.0</b>
Property Crime Violations	Break & Enter	0	6	6.5	39.0	0	0		0.0
	Theft of - Trucks	0	1	6.5	6.5	0	0		0.0
	Theft of - Other Motor Vehicles	1	1	6.5	6.5	0	0		0.0
	Theft Under -master code	1	1	6.5	6.5	1	1	6.5	6.5
	Fraud - Steal/Forge/Poss./ Use Credit Card	0	0		0.0	0	1	6.5	6.5
	Fraud - False Pretence <= \$5,000	0	1	6.5	6.5	0	0		0.0
	Fraud -Money/ property/security <= \$5,000	1	1	6.5	6.5	0	0		0.0
	Mischief - master code	0	0		0.0	2	2	6.5	13.0
	Property Damage	1	1	6.5	6.5	0	1	6.5	6.5
	<b>Total</b>	<b>4</b>	<b>12</b>	<b>6.5</b>	<b>78.0</b>	<b>3</b>	<b>5</b>	<b>6.5</b>	<b>32.5</b>
Other Criminal Code Violations (Excluding traffic)	Offensive Weapons-Possession of Weapons	0	1	7.8	7.8	0	0		0.0
	Offensive Weapons-Other Offensive Weapons	0	0		0.0	1	1	7.8	7.8
	Bail Violations - Fail To Comply	0	1	7.8	7.8	0	0		0.0
	Animals - Cruelty	0	0		0.0	1	1	7.8	7.8
	<b>Total</b>	<b>0</b>	<b>2</b>	<b>7.8</b>	<b>15.6</b>	<b>2</b>	<b>2</b>	<b>7.8</b>	<b>15.6</b>
Statutes & Acts	Landlord/Tenant	0	0		0.0	1	1	3.4	3.4
	Mental Health Act	0	0		0.0	1	1	3.4	3.4
	Mental Health Act - Threat of Suicide	2	2	3.4	6.8	1	1	3.4	3.4
	Mental Health Act - Voluntary Transport	1	1	3.4	3.4	0	0		0.0
	Mental Health Act - Placed on Form	1	1	3.4	3.4	0	1	3.4	3.4
	Mental Health Act - Apprehension	1	1	3.4	3.4	0	0		0.0





## Calls For Service (CFS) Billing Summary Report

### Mun of Neebing (+Pearson/Scoble) July to September - 2021

Billing Categories <i>(Billing categories below do not match traditional crime groupings)</i>		2021				2020			
		July to September	Year to Date	Time Standard	Year To Date Weighted Hours	July to September	Year to Date	Time Standard	Year To Date Weighted Hours
Statutes & Acts	Trespass To Property Act	3	5	3.4	17.0	0	0		0.0
	<b>Total</b>	<b>8</b>	<b>10</b>	<b>3.4</b>	<b>34.0</b>	<b>3</b>	<b>4</b>	<b>3.4</b>	<b>13.6</b>
Operational	Animal - Bear Complaint	0	0		0.0	1	2	3.6	7.2
	Animal Stray	1	1	3.6	3.6	1	2	3.6	7.2
	Animal Injured	0	0		0.0	2	3	3.6	10.8
	Animal - Other	0	0		0.0	0	3	3.6	10.8
	Animal - Dog Owners Liability Act	0	1	3.6	3.6	0	0		0.0
	Domestic Disturbance	0	1	3.6	3.6	2	6	3.6	21.6
	Suspicious Person	1	1	3.6	3.6	1	4	3.6	14.4
	Phone -Nuisance - No Charges Laid	0	1	3.6	3.6	0	0		0.0
	Fire - Building	1	1	3.6	3.6	0	1	3.6	3.6
	Fire - Vehicle	0	1	3.6	3.6	0	1	3.6	3.6
	Fire - Other	0	0		0.0	1	1	3.6	3.6
	Missing Person Located 12 & older	0	2	3.6	7.2	0	0		0.0
	Noise Complaint - Master code	2	2	3.6	7.2	0	0		0.0
	Noise Complaint - Others	0	0		0.0	1	1	3.6	3.6
	Accident -non MVC - Others	0	1	3.6	3.6	0	0		0.0
	Found Property - Master code	0	2	3.6	7.2	0	0		0.0
	Lost Property - Master code	0	0		0.0	0	1	3.6	3.6
	Lost-Personal Accessories	0	0		0.0	1	1	3.6	3.6
	Sudden Death - Natural Causes	0	1	3.6	3.6	0	0		0.0
	Sudden Death - Others	0	1	3.6	3.6	1	1	3.6	3.6
	Suspicious Vehicle	1	2	3.6	7.2	4	4	3.6	14.4
	Trouble with Youth	1	1	3.6	3.6	1	1	3.6	3.6
	Vehicle Recovered - Automobile	1	1	3.6	3.6	0	0		0.0
	Unwanted Persons	0	1	3.6	3.6	1	1	3.6	3.6
	Neighbour Dispute	1	4	3.6	14.4	7	9	3.6	32.4
	Assist Public	3	7	3.6	25.2	3	10	3.6	36.0
	Distressed/Overdue Motorist	0	0		0.0	1	1	3.6	3.6



## Calls For Service (CFS) Billing Summary Report

### Mun of Neebing (+Pearson/Scoble) July to September - 2021

Billing Categories <i>(Billing categories below do not match traditional crime groupings)</i>		2021				2020			
		July to September	Year to Date	Time Standard	Year To Date Weighted Hours	July to September	Year to Date	Time Standard	Year To Date Weighted Hours
Operational	Family Dispute	2	4	3.6	14.4	1	10	3.6	36.0
	<b>Total</b>	<b>14</b>	<b>36</b>	<b>3.6</b>	<b>129.6</b>	<b>29</b>	<b>63</b>	<b>3.6</b>	<b>226.8</b>
Operational2	False Holdup Alarm-Accidental Trip	0	0		0.0	0	1	1.3	1.3
	False Alarm -Others	0	6	1.3	7.8	4	4	1.3	5.2
	Keep the Peace	2	2	1.3	2.6	2	2	1.3	2.6
	911 call / 911 hang up	0	1	1.3	1.3	2	3	1.3	3.9
	911 call - Dropped Cell	1	2	1.3	2.6	0	2	1.3	2.6
	<b>Total</b>	<b>3</b>	<b>11</b>	<b>1.3</b>	<b>14.3</b>	<b>8</b>	<b>12</b>	<b>1.3</b>	<b>15.6</b>
Traffic	MVC - Personal Injury (MOTOR VEHICLE COLLISION)	2	2	3.4	6.8	0	0		0.0
	MVC - Prop. Dam. Non Reportable	1	1	3.4	3.4	2	2	3.4	6.8
	MVC - Prop. Dam. Reportable (MOTOR VEHICLE COLLISION)	1	5	3.4	17.0	1	6	3.4	20.4
	MVC - Prop. Dam. Failed to Remain (MOTOR VEHICLE COLLISION)	0	1	3.4	3.4	0	1	3.4	3.4
	MVC - Fatal (MOTOR VEHICLE COLLISION)	1	1	3.4	3.4	0	0		0.0
	<b>Total</b>	<b>5</b>	<b>10</b>	<b>3.4</b>	<b>34.0</b>	<b>3</b>	<b>9</b>	<b>3.4</b>	<b>30.6</b>
<b>Total</b>	<b>36</b>	<b>85</b>		<b>369.5</b>	<b>50</b>	<b>98</b>		<b>382.7</b>	

#### **Note to Detachment Commanders:**

- The content of each report is to be shared by the Detachment Commander only with the municipality for which it was generated. The municipality may treat this as a public document and distribute it as they wish.
- All data is sourced from the Niche RMS application. Included are 'reported' occurrences (actuals and unfounded occurrences) for 'billable' occurrences ONLY. Data is refreshed on a weekly basis.
- The Traffic category includes motor vehicle collision (MVC) occurrences entered into Niche (UCR code 8521). MVCs are NOT sourced from the eCRS application for this report.
- Only the primary violation is counted within an occurrence.
- Time standards displayed are for the 2021 billing period.

#### **Note to Municipalities:**

- Data contained within this report is dynamic in nature and numbers will change over time as the Ontario Provincial Police continues to investigate and solve crime.
- This report is NOT to be used for crime trend analysis as not all occurrences are included.
- Data groupings within this report do not match traditional crime groupings seen in other public reports such as the OPP Police Services Board reports or Statistics Canada reporting.



## Calls For Service (CFS) Billing Summary Report

**O'Connor**  
**July to September - 2021**

Billing Categories <i>(Billing categories below do not match traditional crime groupings)</i>		2021				2020			
		July to September	Year to Date	Time Standard	Year To Date Weighted Hours	July to September	Year to Date	Time Standard	Year To Date Weighted Hours
Violent Criminal Code	Sexual Exploitation	0	0		0.0	0	1	16.0	16.0
	Assault-Level 1	0	0		0.0	0	1	16.0	16.0
	Criminal Harassment - Offender Unknown	0	0		0.0	1	1	16.0	16.0
	Utter Threats to Person	0	0		0.0	0	3	16.0	48.0
	<b>Total</b>	<b>0</b>	<b>0</b>		<b>0.0</b>	<b>1</b>	<b>6</b>	<b>16.0</b>	<b>96.0</b>
Property Crime Violations	Break & Enter	0	0		0.0	1	1	6.5	6.5
	Theft under - Other Theft	0	1	6.5	6.5	0	0		0.0
	Fraud -Money/ property/security > \$5,000	0	0		0.0	0	1	6.5	6.5
	Mischief - master code	1	1	6.5	6.5	0	1	6.5	6.5
	<b>Total</b>	<b>1</b>	<b>2</b>	<b>6.5</b>	<b>13.0</b>	<b>1</b>	<b>3</b>	<b>6.5</b>	<b>19.5</b>
Other Criminal Code Violations (Excluding traffic)	Bail Violations - Fail To Comply	0	0		0.0	1	1	7.8	7.8
	Breach of Probation	0	0		0.0	1	1	7.8	7.8
	<b>Total</b>	<b>0</b>	<b>0</b>		<b>0.0</b>	<b>2</b>	<b>2</b>	<b>7.8</b>	<b>15.6</b>
Statutes & Acts	Mental Health Act - Threat of Suicide	0	2	3.4	6.8	0	0		0.0
	Mental Health Act - Voluntary Transport	1	1	3.4	3.4	0	0		0.0
	<b>Total</b>	<b>1</b>	<b>3</b>	<b>3.4</b>	<b>10.2</b>	<b>0</b>	<b>0</b>		<b>0.0</b>
Operational	Animal Stray	1	2	3.6	7.2	0	0		0.0
	Animal - Other	0	1	3.6	3.6	0	0		0.0
	Animal - Dog Owners Liability Act	0	1	3.6	3.6	0	0		0.0
	Domestic Disturbance	0	2	3.6	7.2	0	0		0.0
	Fire - Building	0	1	3.6	3.6	0	1	3.6	3.6
	Fire - Other	0	1	3.6	3.6	0	0		0.0
	Missing Person under 12	1	1	3.6	3.6	0	0		0.0
	Noise Complaint - Master code	0	0		0.0	1	1	3.6	3.6
	Noise Complaint - Residence	0	1	3.6	3.6	0	0		0.0
	Noise Complaint - Animal	0	1	3.6	3.6	0	0		0.0
	Sudden Death - Natural Causes	1	1	3.6	3.6	0	1	3.6	3.6
	Suspicious Vehicle	1	1	3.6	3.6	0	1	3.6	3.6



## Calls For Service (CFS) Billing Summary Report

### Conmee July to September - 2021

Billing Categories <i>(Billing categories below do not match traditional crime groupings)</i>		2021				2020			
		July to September	Year to Date	Time Standard	Year To Date Weighted Hours	July to September	Year to Date	Time Standard	Year To Date Weighted Hours
Violent Criminal Code	Attempted Murder	0	1	16.0	16.0	0	0		0.0
	Assault-Level 1	1	2	16.0	32.0	0	2	16.0	32.0
	Discharge Firearm with Intent	0	0		0.0	1	1	16.0	16.0
	<b>Total</b>	<b>1</b>	<b>3</b>	<b>16.0</b>	<b>48.0</b>	<b>1</b>	<b>3</b>	<b>16.0</b>	<b>48.0</b>
Property Crime Violations	Theft under - Other Theft	0	0		0.0	0	1	6.5	6.5
	Theft FROM Motor Vehicle Under \$5,000	0	1	6.5	6.5	0	1	6.5	6.5
	Fraud - Fraud through mails	1	1	6.5	6.5	0	0		0.0
	Fraud -Money/property/security <= \$5,000	0	0		0.0	0	1	6.5	6.5
	Fraud - Other	0	1	6.5	6.5	0	1	6.5	6.5
	Interfere with lawful use, enjoyment of property	0	0		0.0	1	1	6.5	6.5
	<b>Total</b>	<b>1</b>	<b>3</b>	<b>6.5</b>	<b>19.5</b>	<b>1</b>	<b>5</b>	<b>6.5</b>	<b>32.5</b>
Other Criminal Code Violations (Excluding traffic)	Offensive Weapons-Possession of Weapons	0	1	7.8	7.8	0	0		0.0
	Bail Violations - Fail To Comply	0	1	7.8	7.8	0	0		0.0
	Bail Violations - Recognizance	0	1	7.8	7.8	0	0		0.0
	Breach of Probation	0	0		0.0	0	1	7.8	7.8
	<b>Total</b>	<b>0</b>	<b>3</b>	<b>7.8</b>	<b>23.4</b>	<b>0</b>	<b>1</b>	<b>7.8</b>	<b>7.8</b>
Drug Possession	Possession Cocaine	0	1	6.5	6.5	0	0		0.0
	<b>Total</b>	<b>0</b>	<b>1</b>	<b>6.5</b>	<b>6.5</b>	<b>0</b>	<b>0</b>		<b>0.0</b>
Statutes & Acts	Mental Health Act	0	2	3.4	6.8	1	1	3.4	3.4
	Mental Health Act - Attempt Suicide	0	1	3.4	3.4	0	2	3.4	6.8
	Mental Health Act - Voluntary Transport	0	1	3.4	3.4	0	0		0.0
	Mental Health Act - Placed on Form	0	0		0.0	1	1	3.4	3.4
	Trespass To Property Act	0	1	3.4	3.4	1	2	3.4	6.8
	<b>Total</b>	<b>0</b>	<b>5</b>	<b>3.4</b>	<b>17.0</b>	<b>3</b>	<b>6</b>	<b>3.4</b>	<b>20.4</b>
Operational	Animal - Bear Complaint	0	0		0.0	2	3	3.6	10.8
	Animal Bite	0	1	3.6	3.6	0	0		0.0
	Animal Stray	0	0		0.0	1	2	3.6	7.2
	Animal - Other	0	2	3.6	7.2	0	0		0.0



# Calls For Service (CFS) Billing Summary Report

4.1-21

## Conmee July to September - 2021

Billing Categories <i>(Billing categories below do not match traditional crime groupings)</i>		2021				2020			
		July to September	Year to Date	Time Standard	Year To Date Weighted Hours	July to September	Year to Date	Time Standard	Year To Date Weighted Hours
Operational	Domestic Disturbance	0	1	3.6	3.6	2	3	3.6	10.8
	Suspicious Person	0	1	3.6	3.6	0	0		0.0
	Phone -Nuisance - No Charges Laid	0	1	3.6	3.6	0	0		0.0
	Fire - Building	0	2	3.6	7.2	0	0		0.0
	Fire - Other	0	2	3.6	7.2	0	0		0.0
	Missing Person 12 & older	0	1	3.6	3.6	0	0		0.0
	Missing Person Located 12 & older	0	2	3.6	7.2	0	0		0.0
	Found-Sporting Goods, Hobby Equip.	0	0		0.0	1	1	3.6	3.6
	Suspicious Vehicle	0	6	3.6	21.6	1	1	3.6	3.6
	Unwanted Persons	1	1	3.6	3.6	1	1	3.6	3.6
	Neighbour Dispute	0	1	3.6	3.6	0	0		0.0
	Assist Public	1	4	3.6	14.4	1	2	3.6	7.2
	Family Dispute	1	4	3.6	14.4	0	1	3.6	3.6
	<b>Total</b>	<b>3</b>	<b>29</b>	<b>3.6</b>	<b>104.4</b>	<b>9</b>	<b>14</b>	<b>3.6</b>	<b>50.4</b>
	Operational2	False Holdup Alarm-Accidental Trip	2	2	1.3	2.6	0	1	1.3
False Alarm -Others		1	1	1.3	1.3	2	2	1.3	2.6
Keep the Peace		1	2	1.3	2.6	0	4	1.3	5.2
911 call / 911 hang up		0	6	1.3	7.8	1	3	1.3	3.9
911 call - Dropped Cell		0	0		0.0	0	1	1.3	1.3
<b>Total</b>		<b>4</b>	<b>11</b>	<b>1.3</b>	<b>14.3</b>	<b>3</b>	<b>11</b>	<b>1.3</b>	<b>14.3</b>
Traffic	MVC - Personal Injury (MOTOR VEHICLE COLLISION)	1	1	3.4	3.4	0	1	3.4	3.4
	MVC - Prop. Dam. Non Reportable	0	1	3.4	3.4	0	0		0.0
	MVC - Prop. Dam. Reportable (MOTOR VEHICLE COLLISION)	1	2	3.4	6.8	1	2	3.4	6.8
	<b>Total</b>	<b>2</b>	<b>4</b>	<b>3.4</b>	<b>13.6</b>	<b>1</b>	<b>3</b>	<b>3.4</b>	<b>10.2</b>
<b>Total</b>	<b>11</b>	<b>59</b>		<b>246.7</b>	<b>18</b>	<b>43</b>		<b>183.6</b>	

### Note to Detachment Commanders:

- The content of each report is to be shared by the Detachment Commander only with the municipality for which it was generated. The municipality may treat this as a public document and distribute it as they wish.
- All data is sourced from the Niche RMS application. Included are 'reported' occurrences (actuals and unfounded occurrences) for 'billable' occurrences ONLY. Data is refreshed on a weekly basis.

Report Content Last Updated:  
2021/09/25

Report generated by:  
Smith, Erika

Report generated on:  
29-Sep-21 10:14:02 AM  
Page 2 of 3



## Calls For Service (CFS) Billing Summary Report

### Conmee July to September - 2021

- The Traffic category includes motor vehicle collision (MVC) occurrences entered into Niche (UCR code 8521). MVCs are NOT sourced from the eCRS application for this report.
- Only the primary violation is counted within an occurrence.
- Time standards displayed are for the 2021 billing period.

#### **Note to Municipalities:**

- Data contained within this report is dynamic in nature and numbers will change over time as the Ontario Provincial Police continues to investigate and solve crime.
- This report is NOT to be used for crime trend analysis as not all occurrences are included.
- Data groupings within this report do not match traditional crime groupings seen in other public reports such as the OPP Police Services Board reports or Statistics Canada reporting.



# Calls For Service (CFS) Billing Summary Report

## O'Connor July to September - 2021

Billing Categories <i>(Billing categories below do not match traditional crime groupings)</i>		2021				2020			
		July to September	Year to Date	Time Standard	Year To Date Weighted Hours	July to September	Year to Date	Time Standard	Year To Date Weighted Hours
Operational	Vehicle Recovered - Automobile	0	0		0.0	1	1	3.6	3.6
	Neighbour Dispute	1	3	3.6	10.8	2	2	3.6	7.2
	Assist Fire Department	0	0		0.0	1	1	3.6	3.6
	Assist Public	0	2	3.6	7.2	1	2	3.6	7.2
	Family Dispute	0	0		0.0	0	2	3.6	7.2
	<b>Total</b>	<b>5</b>	<b>18</b>	<b>3.6</b>	<b>64.8</b>	<b>6</b>	<b>12</b>	<b>3.6</b>	<b>43.2</b>
Operational2	False Alarm -Others	0	0		0.0	0	1	1.3	1.3
	Keep the Peace	0	0		0.0	0	2	1.3	2.6
	911 call - Dropped Cell	1	1	1.3	1.3	0	2	1.3	2.6
	<b>Total</b>	<b>1</b>	<b>1</b>	<b>1.3</b>	<b>1.3</b>	<b>0</b>	<b>5</b>	<b>1.3</b>	<b>6.5</b>
Traffic	MVC - Prop. Dam. Reportable (MOTOR VEHICLE COLLISION)	0	0		0.0	0	1	3.4	3.4
	<b>Total</b>	<b>0</b>	<b>0</b>		<b>0.0</b>	<b>0</b>	<b>1</b>	<b>3.4</b>	<b>3.4</b>
<b>Total</b>		<b>8</b>	<b>24</b>		<b>89.3</b>	<b>10</b>	<b>29</b>		<b>184.2</b>

### Note to Detachment Commanders:

- The content of each report is to be shared by the Detachment Commander only with the municipality for which it was generated. The municipality may treat this as a public document and distribute it as they wish.
- All data is sourced from the Niche RMS application. Included are 'reported' occurrences (actuals and unfounded occurrences) for 'billable' occurrences ONLY. Data is refreshed on a weekly basis.
- The Traffic category includes motor vehicle collision (MVC) occurrences entered into Niche (UCR code 8521). MVCs are NOT sourced from the eCRS application for this report.
- Only the primary violation is counted within an occurrence.
- Time standards displayed are for the 2021 billing period.

### Note to Municipalities:

- Data contained within this report is dynamic in nature and numbers will change over time as the Ontario Provincial Police continues to investigate and solve crime.
- This report is NOT to be used for crime trend analysis as not all occurrences are included.
- Data groupings within this report do not match traditional crime groupings seen in other public reports such as the OPP Police Services Board reports or Statistics Canada reporting.